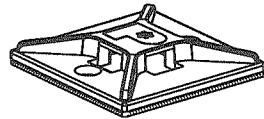
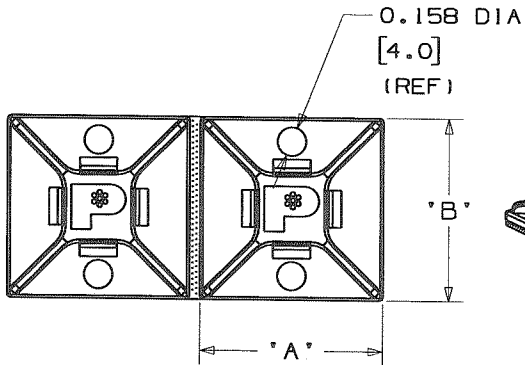


THIS COPY IS PROVIDED ON A RESTRICTED BASIS AND IS NOT TO BE USED IN ANY WAY DETRIMENTAL TO THE INTERESTS OF PANDUIT CORP.

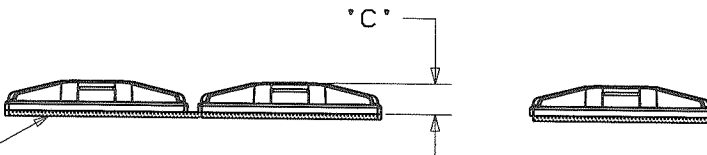
PANDUIT PART NUMBER*	USE WITH THESE CABLE TIE CROSS SECTIONS	DIMENSION			WEIGHT lbs/100 pcs (g)/100 pcs
		A	*B*	*C*	
ABM2S-A	MINIATURE INTERMEDIATE STANDARD	1.00 (25.4)	1.00 (25.4)	.165 (4.2)	0.23 (107)



NO WARRANTY, EXPRESSED OR IMPLIED, IS MADE BY PANDUIT WITH RESPECT TO ADHESIVE BOND PERFORMANCE. AMONG OTHER THINGS, THE CONDITIONS UNDER WHICH THESE MOUNTS MAY BE APPLIED ARE BEYOND PANDUIT'S CONTROL.

TO APPLY MOUNTS:

1. REMOVE MOUNT FROM THE PROTECTIVE LINER.
2. PLACE IN DESIRED LOCATION.
3. APPLY PRESSURE TO TOP SURFACE OF MOUNT.



ADHESIVE BACKING:
PRESSURE SENSITIVE FOAM TAPE
0.04(1.0) THICK WITH PROTECTIVE
LINER. MOUNT IS DESIGNED TO
SUPPORT 0.5 LBS. (227g) MAX.
WEIGHT ON A CLEAN, DRY, SMOOTH,
GREASE-FREE SURFACE.

NOTES:

- *1. SEE CURRENT PRICE SHEET FOR PART NUMBER SUFFIX DESIGNATION FOR PACKAGE SIZE.
2. MOUNTS PROVIDED IN STRIPS OF TWO FOR EASY REMOVAL FROM LINER.
3. MOUNT HAS CONTINUOUS OPERATION TEMPERATURE OF 120°F (49°C).

DIMENSIONS IN BRACKETS ARE METRIC [mm]	
CAD FILENAME/LAYERS G03597HJ_DC_GB0239CF/00B	
TINLEY PARK, ILLINOIS	
ABM2S-A ADHESIVE BACKED MOUNT	
UNLESS OTHERWISE SPECIFIED, DIMENSIONAL TOLERANCES ARE: (.X) ±0.05 (1.3) (.XXX) ±0.010 (0.25) (.XX) ±0.02 (0.5) ANGLES ± 5°	
UNLESS OTHERWISE SPECIFIED, ALL DIMENSIONS ARE GIVEN IN INCHES, THIRD ANGLE PROJECTION.	
DRAWN BY MJK	MAT'L: ABS
DATE 11/3/94	SCALE NONE
CHK'D KLN	DRAWING NO. GB0239CF
	DWG SIZE A

REV	DATE	BY	CHK	DESCRIPTION	ECN	R	CUST	SUP
00B	02/24/09	GDH	RP	REVISED DRAWING FORMAT, ADDED DIMENSIONS IN TABLE	GB0239CF	00B	KLN	
9	3/3/05	JAD		REMOVE ABM2S	GB0239CF	9		
8	7/9/03	JAD		CHANGED TOLERANCE ON .203 AND .067 DIMENSION FROM .010 (.25) TO .015 (.38)	GB0239CF	8		
7	5/27/03	JAD		CORRECTED WINDOW WIDTH DIMENSION	GB0239CF	7		